

# BSI Symbols for Graphic Communication

## Signs



Safety signs have a green background



Prohibition signs have a white background and red border.












Warning Signs have a yellow background and black border











Mandatory signs have a blue background

## Symbols









You must understand and know the following symbols

Lamp	Switch	Socket	Radiator	
				
Shower tray	Bathtub	Wash basin	Sink	WC
				

# BSI Symbols for Graphic Communication

Sinktop	Towel rail	Concrete	Brick work
			
Door	Sawn timber	Insulated board	Block work
			

# BSI Symbols for Graphic Communication

Fixed window	Window – hinged at side	Window – hinged at top	Window – hinged at bottom
			
Pivot-centre window	Window – sliding horizontally	Drainage	North sign
			

# BSI Symbols for Graphic Communication

Existing tree	Existing tree – to be removed	Proposed tree	Contours
